



**FLOW
LEVEL
PRESSURE
ANALYTICAL
TEMPERATURE
INSTRUMENTATION
PASTEURIZATION CONTROLS**

"HM" Turbine Flowmeter

FEATURES:

- *Durable stainless steel shaft and rulon sleeve bearing eliminates frequent rebuilding and reduces maintenance*
- *All 316 stainless steel construction, including rotor*
- *Two piece design allows for easy access to internals for inspection*
- *Electro-polished finish internally and externally*

Anderson's HM-series turbine flowmeter is the solution for applications requiring an economical, accurate flowmeter. Using the proven method of counting the rotation of a turbine within a flowing stream of liquid, the "HM" turbine flowmeter is not merely a modification of an industrial design, but a design that was created specifically for the sanitary food and dairy industry.

Understanding these requirements has produced

a flowmeter with superior durability in the unique applications found in that industry. An all 316SS construction (including rotor) coupled with a unique two piece design which eliminates the need for internal locking rings to retain the meters internals makes for a truly cleanable, hygienic design that also provides exceptional performance.

Non-magnetic sensing of the 316SS rotor eliminates the drag other magnetically sensed rotors experience

which provides for better metering accuracy and greater longevity. The HM can handle aggressive products such as acids, vinegar solutions, brine, and de-ionized water.

For more information on this flowmeter, or any of our Accurate flow metering products, visit www.andinst.com or call our customer service department at 1-800-833-0081.

APPLICATIONS

- **Water**
- **Vinegar**
- **Light Oils**
- **Beer**
- **Alcohols**
- **Brine Solutions**
- **Filtered Wine**
- **De-ionized Water**
- **CIP Solution**
- **Clear Juices**



HM Specifications

Connections: Sanitary Clamp Connections
 Construction: Body - 316 Stainless Steel
 Rotor - 316 Stainless Steel
 Sleeve Bearing - Rulon 641

Maximum Product Temperature: 250°F(120°C)
 Maximum Inlet Pressure: 115psi / 7.9 bar
 Maximum Product Viscosity: 100 cps
 Power Supply: 12-24 VDC
 Signal Output: 10-22 VDC
 Accuracy: ± 0.50% Over Entire Flow Range
 Repeatability: ± 0.10%

Flow Rates:
 HM-075 5-17 GPM
 HM-100 7-70 GPM
 HM-150 13-130 GPM
 HM-200 25-250 GPM

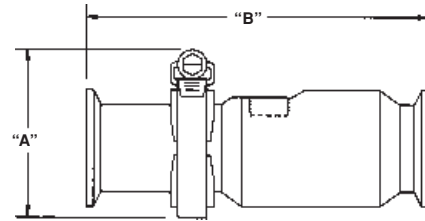


FIG. 1 - SIDE VIEW

DIMENSIONS:

MODEL	Dim "A"	Dim "B"	FITTING
HM-075 HM-100	2.88	5.88	1" T.C.
HM-150	3.25	6.13	1 1/2" T.C.
HM-200	3.75	8.63	2" T.C.

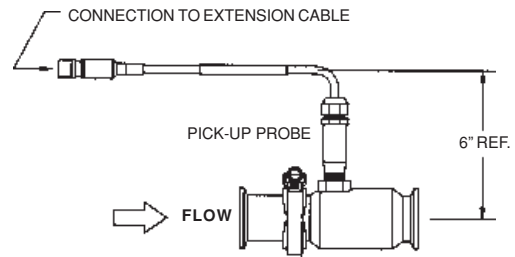
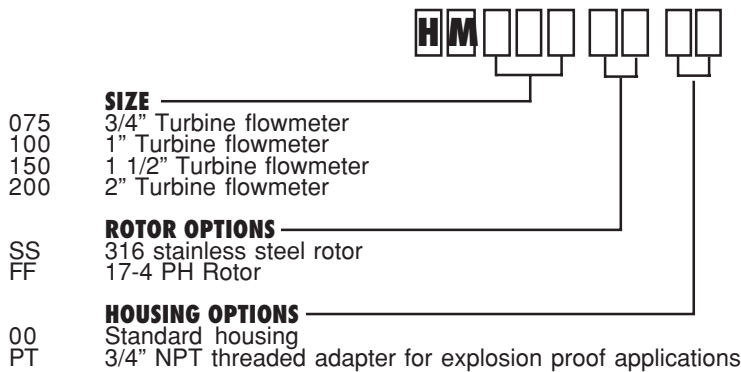
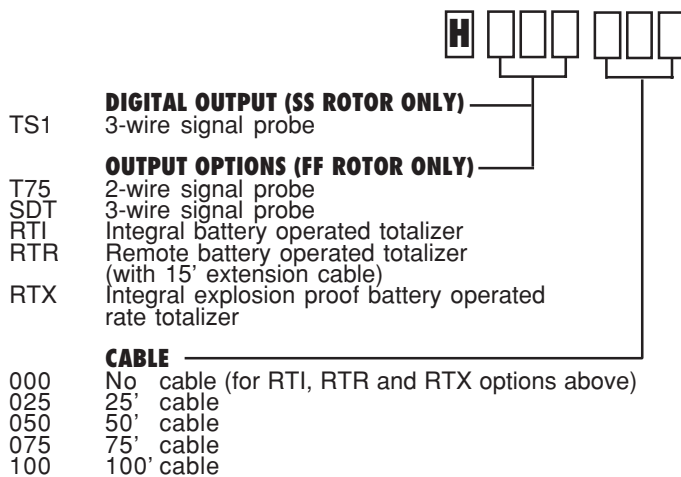


FIG. 2 - SIDE VIEW with PROBE ASSEMBLY

HOW TO ORDER



PROBE/ DISPLAY OPTION



Replacement Parts

Part Number	Description	
HTS1000	3-wire pick-up probe	
HT75000	2-wire pick-up probe	
HSDT000	3-wire pick-up probe	
HM600-075SS	3/4" Rebuild kit	316 SS rotor
HM600-100SS	1" Rebuild kit	316 SS rotor
HM600-150SS	1.5" Rebuild kit	316 SS rotor
HM600-200SS	2" Rebuild kit	316 SS rotor
HM600-075FF	3/4" Rebuild kit	17-4 rotor
HM600-100FF	1" Rebuild kit	17-4 rotor
HM600-150FF	1.5" Rebuild kit	17-4 rotor
HM600-200FF	2" Rebuild kit	17-4 rotor